

Iowa Land Values Survey

2006

Dr. Michael Duffy, Extension Economist

Darnell Smith, Research Associate



Statewide Average

\$3,204

Up 10.0%

Up \$290



IOWA STATE UNIVERSITY
University Extension

High Grade Land

\$3,835

Up 9.2%

Up \$324



Medium Grade Land

\$3,011

Up 10.1%

Up \$275



Low Grade Land

\$2,195

Up 11.9%

Up \$234



Northwest

\$3,783

Up 11.5%

High \$4,261

Medium \$3,561

Low \$2,566



North Central

\$3,478

Up 7.9%

High \$3,834

Medium \$3,223

Low \$2,500



Northeast

\$3,187

Up 7.6%

High \$3,816

Medium \$2,987

Low \$2,248



West Central

\$3,410

Up 11.9%

High \$4,072

Medium \$3,213

Low \$2,293



Central

\$3,716

Up 8.8%

High \$4,263

Medium \$3,458

Low \$2,615



East Central

\$3,725

Up 9.7%

High \$4,443

Medium \$3,501

Low \$2,505



Southwest

\$2,580

Up 9.8%

High \$3,209

Medium \$2,442

Low \$1,729



Southeast

\$2,849

Up 14.7%

High \$3,793

Medium \$2,679

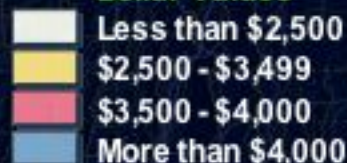
Low \$1,786



2006 Average Values



Dollar Values



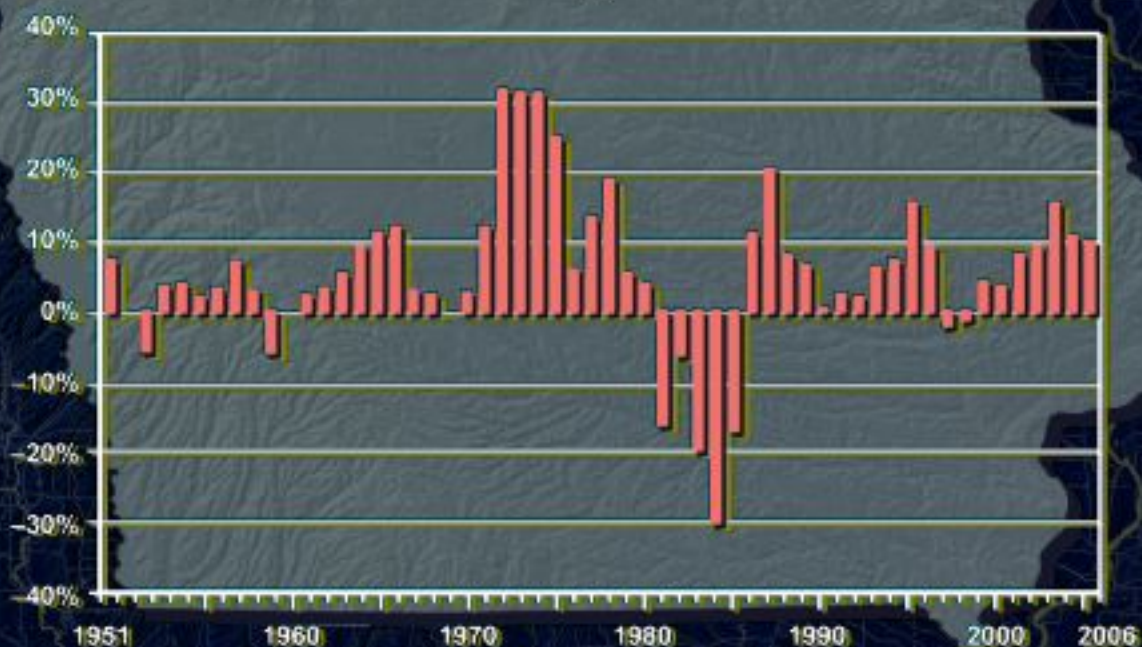
Average Values All Grades 1950-2006



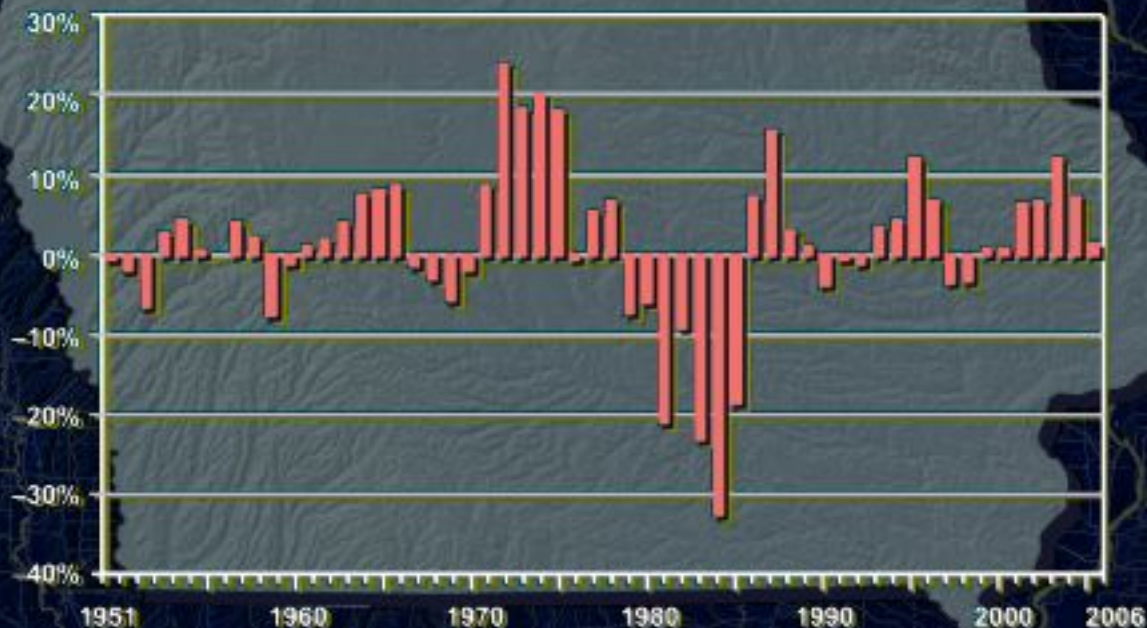
Average Values Adjusted For Inflation, 2006 Dollars



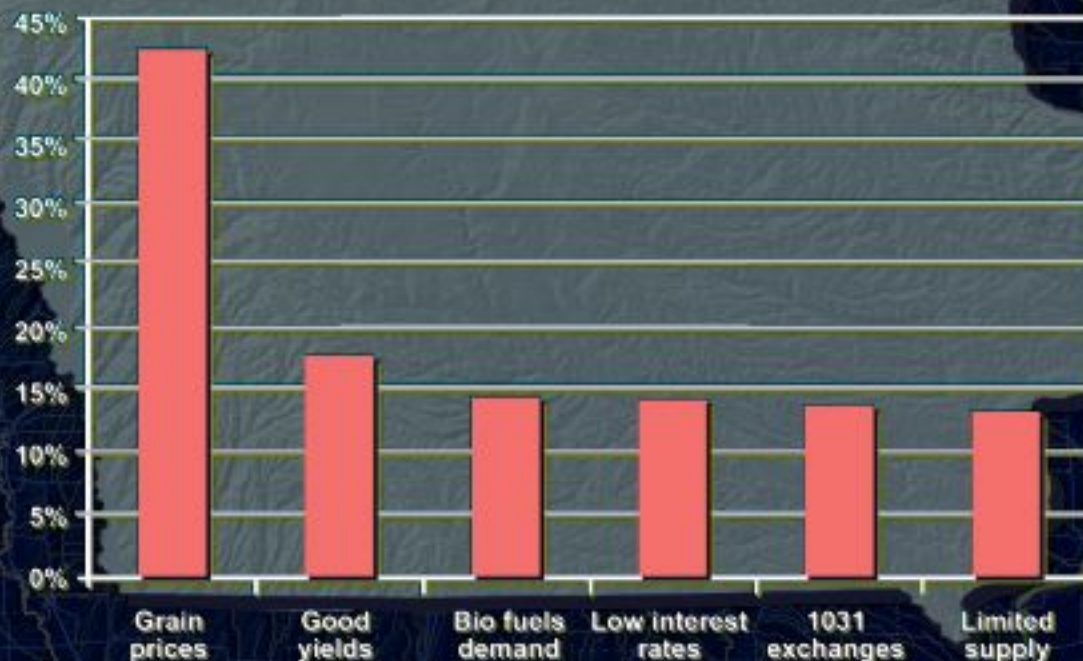
Percentage Change from Previous Year, 1951-2006



Percentage Change Adjusted for Inflation, 2006 Dollars



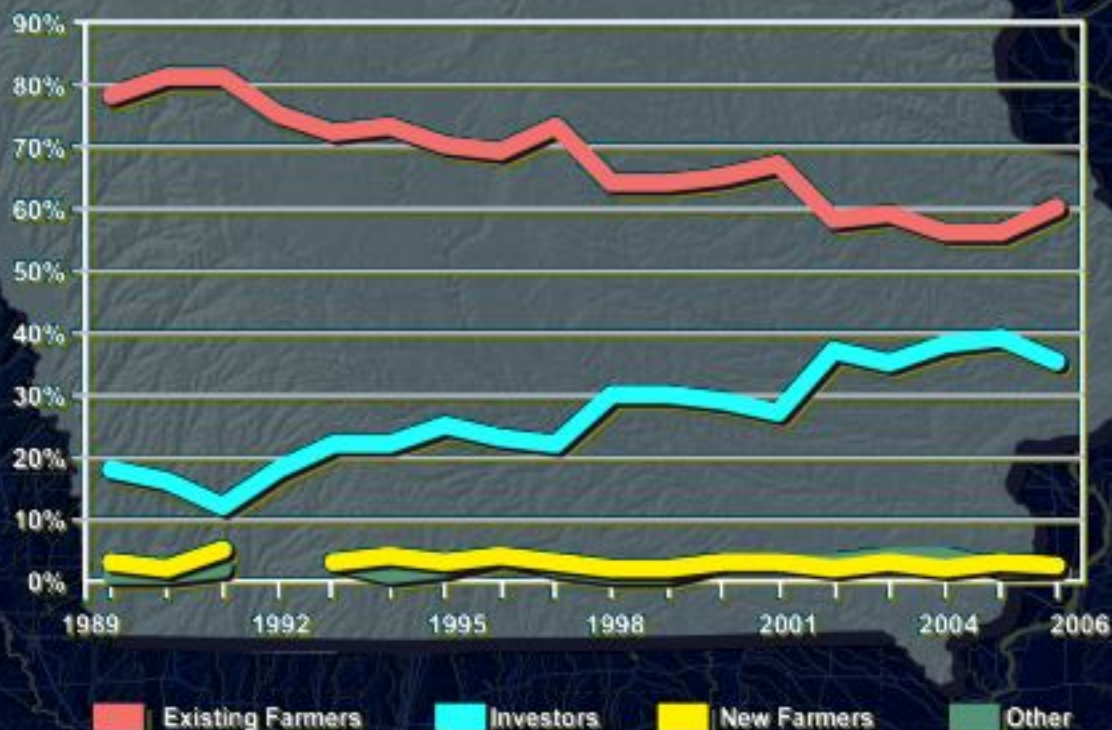
Positive Factors Affecting Land Values



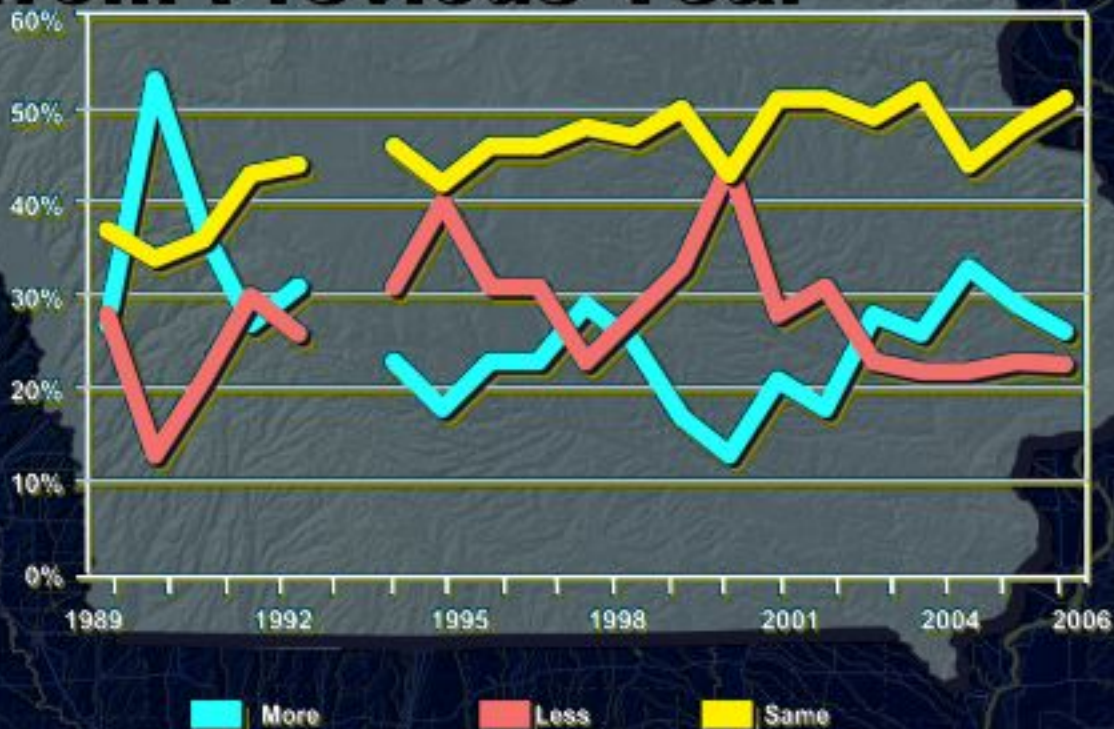
Positive Factors Affecting Land Values, 2003-2006



Who Purchased Farmland



Change in Sales Activity from Previous Year



For More Information

Visit our Web Page at

www.extension.iastate.edu/landvalue/

IOWA STATE UNIVERSITY
University Extension